

Steps to enter

Go to www.porttopub.com.au







1. Nominate a team captain. The team captain selects 'team' and answer the initial questions
2. Team captain pays for the entry in full
3. The team captain adds themselves to the team and accepts the waiver. Then he/she INVITES the rest of team to join – please ensure you enter the correct email addresses for your team mates.
4. Other team members receive the email from Register Now. They must log in and register themselves, filling in all their details and acknowledge the waiver.
5. Team captains are responsible for ensuring their team's entry is completed in full. Team captains must ensure all team members have filled out their own details correctly.
6. Team captains will be sent regular reminders to complete their entry.
7. If there is a change to your team's details (new swimmer, skipper etc) please make sure you log in and update your details
8. All team members can purchase their own merchandise
9. Entries strictly close 01 March 2019

Team Entry Process

1. If you are the Team Captain, responsible for registering the Team, select Create Team, select whether you are part of a Swim Group and Continue

2019 Port to Pub

Registration Type

| | | | |
|----------------------------------|---|-----------------------|---|
| <input type="radio"/> |  Individual | <input type="radio"/> |  For Solo Swimmers |
| <input checked="" type="radio"/> |  Create Team | <input type="radio"/> |  For Duos, Teams of 4 and Teams of 6 |
| <input type="radio"/> |  Join Team | | |
| <input type="radio"/> |  Create a Swim Group | | |

Group Options

| | |
|----------------------------------|--|
| <input type="radio"/> | <input checked="" type="checkbox"/> I'm part of a Swim Group |
| <input checked="" type="radio"/> | <input type="checkbox"/> I'm not part of a Swim Group |

Already Registered?

[Continue >](#)

2. Enter your Team Name and Check if it is Available:

2019 Port to Pub

[Team Name](#) > [Team Details](#) > [Done](#)

Create a Team

Enter a Team Name *

Port to Pub

3. Select which type of Registration you are doing (Duo, Team of 4 or Team of 6). Once selected this will bring up the rest of the registration form for the Team.

- Create a Team Password (this is for your Team Members to use when registering on your team)
- Input your contact details
- Select whether you are doing Competitive (Unassisted) or Assisted (Wetsuits) swim
- Answer the rest of the questions (these can be updated at a later date if required)
- Click Continue